

# AIR BAND TRANSCIEIVERS

Product Catalog



**FTA-750L**

**Spirit** VOR Navigation  
ILS Navigation

**GPS**

**FTA-550L**

**FTA-550** AA Battery Version

**Pro-X** VOR Navigation  
ILS Navigation (Localizer)

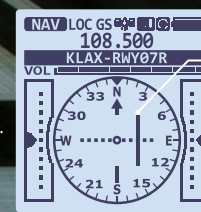
**YAESU**

**The YAESU Spirit FTA-750 and Pro-X FTA-550 incorporate an advanced user interface featuring a Full-Dot matrix display, ensuring intuitive operation and optimizing performance.**

ILS (Instrument Landing System) navigation feature supports the aircraft landing approach

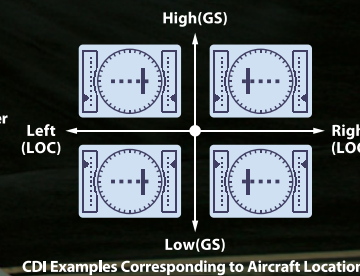


Course deviation based on the received localizer signal and Height deviation based on the received glide slope signal can be easily recognized on the CDI display. Superior visibility supports the landing approach under bad weather conditions.



ILS Navigation Display (FTA-750)

Course deviation needle for localizer  
Height deviation indicator for glide slope



CDI Examples Corresponding to Aircraft Location



**The YAESU FTA-750 is an Airband Transceiver with ILS (Localizer & Glide Slope), VOR Navigation and GPS receiver**

**Features**

- 5 Watts TX Output Power (Air Band: AM 5W P.E.P. typ, 1.5W carrier)
- Huge 1.7" x 1.7" (43.2 x 43.2 mm) Full-Dot Matrix Display (160 x 160 dots)
- ILS Navigation Display (Localizer and Glide Slope)
- VOR Navigation Display • Integrated 66 Channel WAAS GPS receiver
- Waypoint Navigation • Available GPS Position Logging operation \*1
- NOAA Weather Channel Receive \*2 • NOAA Weather Alert \*2
- 200 Memory Channels with 15 alphanumeric characters
- Back-lit Keypad and Display with Dimmer
- Water Protection – IPX5 Rating • Loud Audio (800 mW)
- Includes High-Capacity Rechargeable Li-Ion Battery Pack (7.4 V 1800 mAh)
- Includes Alkaline Battery Tray (6 x AA)

\*1 The YCE01 PC Programming Software (available online) is required to view the GPS Log data. \*2 Only available in NOAA weather service areas.



**The YAESU FTA-550 is an Airband Transceiver with ILS (Localizer) and VOR Navigation**

**Features**

- 5 Watts TX Output Power (Air Band: AM 5W P.E.P. typ, 1.5W carrier)
- Huge 1.7" x 1.7" (43.2 x 43.2 mm) Full-Dot Matrix Display (160 x 160 dots)
- ILS Navigation Display (Localizer)
- VOR Navigation Display
- NOAA Weather Channel Receive\* • NOAA Weather Alert\*
- 200 Memory Channels with 15 alphanumeric characters
- Back-lit Keypad and Display with Dimmer
- Water Protection – IPX5 Rating
- Loud Audio (800 mW)
- Includes High-Capacity Rechargeable Li-Ion Battery Pack (7.4 V 1800 mAh)
- Includes Alkaline Battery Tray (6 x AA)

\* Only available in NOAA weather service areas.

# FTA-750L

**Spirit** VOR Navigation ILS Navigation

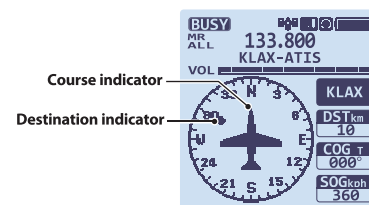
**GPS**

**Supplied accessories:**

- Li-Ion Battery Pack • Charger Cradle • AC Charger • Cigarette Lighter DC/DC Converter
- Antenna • Belt Clip • Headset Adapter Cable
- Alkaline Battery Tray • USB Cable

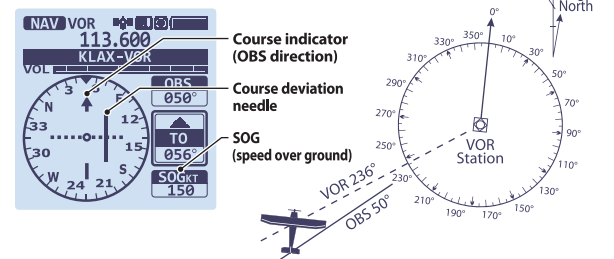
**WAYPOINT NAVIGATION SCREEN**

The navigation feature of the FTA-750 is presented as a compass that helps you to determine the destination and your bearing at a glance.



**VOR NAVIGATION SCREEN**

When the FTA-750 receives a VOR signal, the display will automatically switch to the NAV band screen which shows a CDI based on the received signal. The SOG (speed over ground) is displayed only when the internal GPS unit is activated and receives a fix in the FTA-750.



# FTA-550L

**Pro-X** VOR Navigation ILS Navigation (Localizer)

# FTA-550 AA Battery Version

**Supplied accessories:**

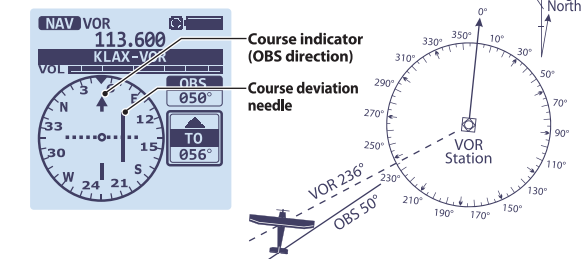
- Li-Ion Battery Pack • Charger Cradle • AC Charger • Cigarette Lighter DC/DC Converter
- Antenna • Belt Clip • Headset Adapter Cable
- Alkaline Battery Tray • USB Cable

**Supplied accessories:**

- Cigarette Lighter DC/DC Converter
- Antenna • Belt Clip • Headset Adapter Cable
- Alkaline Battery Tray • USB Cable

**VOR NAVIGATION SCREEN**

When the FTA-550 receives a VOR signal, the display will automatically switch to the NAV band screen which shows a CDI based on the received signal.



Specifications	FTA-750L <i>Spirit</i>	FTA-550L/FTA-550 <i>AA Battery Version</i> <i>Pro-X</i>
<b>General</b>		
Frequency Range	TX: 118.000 to 136.975 MHz RX: 108.000 to 136.975 MHz (NAV and COM) 161.650 to 163.275 MHz (Weather Channels) 329.150 to 335.000 MHz (Glide Slope)	TX: 118.000 to 136.975 MHz RX: 108.000 to 136.975 MHz (NAV and COM) 161.650 to 163.275 MHz (Weather Channels)
Channel Spacing	25 kHz/8.33 kHz	25 kHz/8.33 kHz
Emission Type	TX: AM RX: AM & FM (FM: for receiving the Weather Channels)	TX: AM RX: AM & FM (FM: for receiving the Weather Channels)
Supply Voltage	6.0 to 9.5 VDC	6.0 to 9.5 VDC
Current Consumption (approx.)	300 $\mu$ A (power off), 70 mA (battery saver on, saver ratio 50 %) 80 mA (squelch on), 300 mA (receive), 0.9 A (transmit 1.5 W Carrier)	300 $\mu$ A (power off), 70 mA (battery saver on, saver ratio 50 %) 80 mA (squelch on), 300 mA (receive), 0.9 A (transmit 1.5 W Carrier)
Temperature Range	+14 °F to + 140 °F (-10 °C to +60 °C)	+14 °F to + 140 °F (-10 °C to +60 °C)
Antenna Connector	BNC Type	BNC Type
Case Size (WxHxD)	2.4" x 5.2" x 1.3" (62 x 133 x 34 mm) with SBR-12LI	2.4" x 5.2" x 1.3" (62 x 133 x 34 mm) with SBR-12LI
Weight (approx.)	14.5 oz (410 g) with SBR-12LI and antenna	14.5 oz (410 g) with SBR-12LI and antenna
<b>Receiver</b>		
Circuit Type	Double-conversion superheterodyne	Double-conversion superheterodyne
IFs	47.25 MHz & 450 kHz	47.25 MHz & 450 kHz
Sensitivity	Better than 0.8 $\mu$ V (for 6 dB S/N with 1 kHz, 30 % modulation)	Better than 0.8 $\mu$ V (for 6 dB S/N with 1 kHz, 30 % modulation)
Selectivity	Better than 8 kHz/-6 dB	Better than 8 kHz/-6 dB
Adjacent CH. Selectivity	Less than 25 kHz/-60 dB	Less than 25 kHz/-60 dB
AF Output (Internal speaker)	0.8 W @ 16 Ohms, 10 % THD	0.8 W @ 16 Ohms, 10 % THD
<b>Transmitter</b>		
Power Output	5.0 W (PEP), 1.5 W (Carrier Power)	5.0 W (PEP), 1.5 W (Carrier Power)
Frequency Stability	Better than $\pm$ 1 ppm (+14 °F to + 140 °F [-10 °C to +60 °C])	Better than $\pm$ 1 ppm (+14 °F to + 140 °F [-10 °C to +60 °C])
Modulation System	Low Level Amplitude Modulation	Low Level Amplitude Modulation
Spurious Emission	> 70 dB below carrier	> 70 dB below carrier
Int. Microphone Type	Condenser	Condenser
Ext Mic. Impedance	150 Ohms	150 Ohms
<b>GPS Unit</b>		
Receiver Channels	66 Channels	—
Sensitivity	Less than -147 dBm	—
Time to First Fix	1 minute typical (@ Cold Start) 5 seconds typical (@ Hot Start)	—
Geodetic Datum	WGS84	—

Specifications are subject to change without notice or obligation.

About this brochure: We have made this brochure as comprehensive and factual as possible. We reserve the right, however, to make changes at any time in equipment, optional accessories, specifications, model numbers, and availability. Precise frequency range may be different in some countries. Some accessories shown herein may not be available in some countries. Some information may have been updated since the time of printing; please check with your Authorized YAESU Dealer for complete details.

## SUPPLIED ACCESSORIES:

•SBR-12LI\* Li-Ion Battery Pack (7.4 V, 1800 mAh) •SBH-11\* Charger Cradle •SAD-11\* AC Charger •SDD-12 Cigarette Lighter DC/DC Converter  
•SRA-13A Helical Antenna •SHB-11 Belt Clip •SCU-15 Headset Adapter Cable •SBT-12 Alkaline Battery Tray •T9101606 USB Cable

\* Not included with the FTA-550 AA Battery Version.

## ACCESSORIES & OPTIONS



\*1 Requires SSM-10A \*2 "B": for 120VAC / "C": for 220-240 VAC / "U": for 220-240 VAC w/UK Plug.

# YAESU

— **YAESU MUSEN CO., LTD.** <http://www.yaesu.com/jp> —

Tennozu Parkside Building  
2-5-8 Higashi-Shinagawa, Shinagawa-ku, Tokyo 140-0002, Japan

— **YAESU USA** <http://www.yaesu.com/airband/> —

**US Headquarters** 6125 Phyllis Drive, Cypress, CA 90630, U.S.A.

— **YAESU UK** <http://www.yaesu.co.uk> —

Unit 12, Sun Valley Business Park, Winnall Close  
Winchester, Hampshire, SO23 0LB, U.K.

— **YAESU HK** <http://www.yaesu.com.hk> —

Unit 2002, 20/F, 9 Chong Yip Street,  
Kwun Tong, Kowloon, Hong Kong

